


HOW TO REPLACE AN ASP

1.

Lock the latches on the full ASP using the linchpins.



2.

Take the full ASP away with a forklift truck or pallet transporter. Openings are provided in the ASP allowing it to be moved safely with a forklift truck.

Store the ASP max. 3 high to ensure stable stacking.



3.

Place an empty ASP.



4.

Now unlock the linchpins and latches.



5.

Open the lid until it clicks into a 70-degree position for your safety.



6.


Insert your plastic bag in the ASP. In doing so, you avoid the risk of a short circuit.



7.

Attach the bag firmly behind the hooks.

You have to make the holes in the bag yourself.



8.


Unlock the safety pin of the lid and close it again.



9.

Lock both latches.

The linchpins are only necessary when transporting.

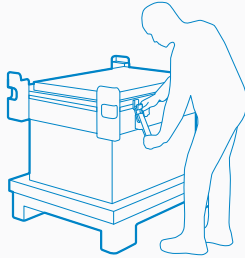


1. After opening the ASP, always close the lid completely with both latches, in order to guarantee fire safety.
2. When opening to 260°: always open and close the ASP with 2 people in order to guarantee safety.
3. This ASP container must never be used without a liner.

HOW TO OPEN AN ASP CORRECTLY TO 260°

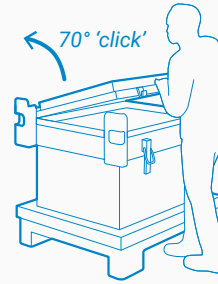
1.

Unlock the latches of the lid.



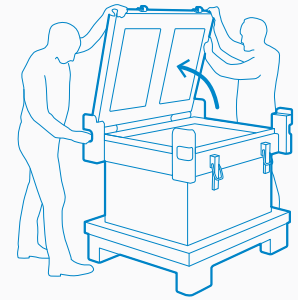
2.

Open the lid to **70°**. The lid automatically clicks into place so that it cannot fall down.



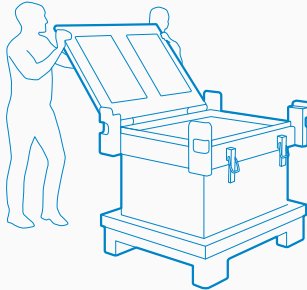
3.

If you want to open or close the lid completely (**260° angle**), then you have to do this carefully with 2 people or make use of equipment.



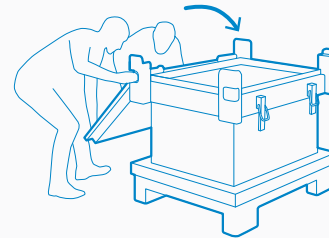
4.

With 2 people, bring the lid down gently. Watch out: the lid weighs approximately 40 kilos.



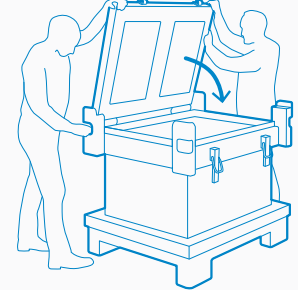
5.

The lid also clicks into position at **260 degrees**, so you must first unlock it before you can close the lid.



6.

Unlock the latches again and lift up the lid with 2 people. Then, close the lid using both latches of the lid.

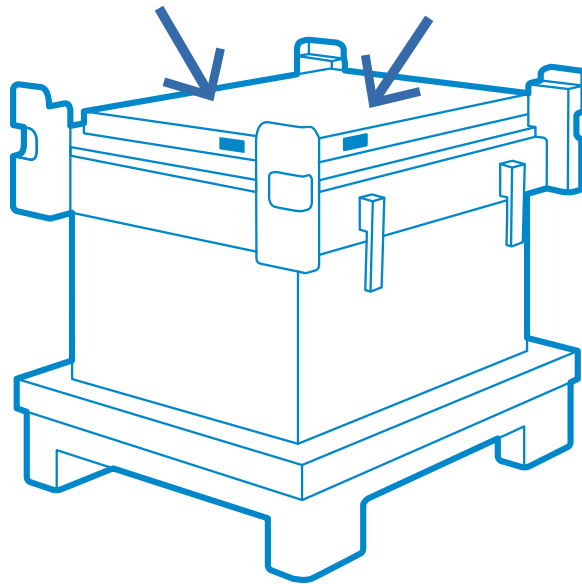


GENERAL RULES IN CASE OF AN INCIDENT

1. First and foremost, make sure that everybody in the vicinity is safe.
2. **Keep the collection recipients closed at all times.**
Do not open the ASP or the lid of the containers.
Do not touch the walls of the ASP/containers.
Always wear the correct personal protective equipment.
3. Is there heat development, smoke, the smell of burning or fire?
Then always follow your own safety procedures and call the fire brigade if necessary. The ASP or container is a tool, but can never replace your own fire-prevention equipment.
4. Is there any formation of smoke? Move away to avoid breathing in the smoke or wear breathing protection.
5. Can the incident still be tackled safely?
Then you can fully submerge the batteries in water.
Caution:
If you only use a small amount of water, this may be insufficient to get the incident completely under control.
6. Is it no longer possible to tackle the incident safely?
Call the fire brigade as quickly as possible.



SHOULD YOU TAKE ACTION YOURSELF? *Only do so if this can be done safely.*



Fill the ASP with water.
Insert a hosepipe in the lid
opening (indicated with arrows).

Fill the container with water, without
actually opening the container itself.
Insert a hosepipe through the
deposit flaps on the collection lid
(indicated with the arrow).



If the container has a transport lid,
then the sticker will come loose
if smoke is emitted.
Fill the lid (without opening it) with water:
it will flow in through the filter.

